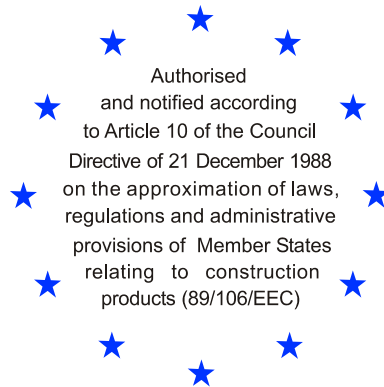


SITAC  
Box 553  
SE 371 23 Karlskrona  
SWEDEN

Tfn.: +46-(0)10-516 63 00  
Fax: +46-(0)455-206 88  
E-mail: info@sitac.se



## European Technical Approval ETA-13/0078

### Handelsnamn

Trade name

### Aquatron avloppsseparator

Aquatron sewage separator

### Innehavare

Holder of approval

### Aquatron International AB

Norrängsgatan 10  
725 91 Västerås  
Sweden

### Produktbeskrivning och avsedd användning

**Separator för att separera vatten och urin från fasta beståndsdelar i avloppsvatten. Avsedd för 1-10 toaletter. Separatören skall endast anslutas till toaletter med vattenlås.**

Generic type and use  
of construction product

Separator for separating water and urin from solid waste in  
sewage water. Intended for 1-10 toilets.

The separator shall only be connected to toilets with water  
trap.

### Giltighetstid

Validity:

från  
from  
t o m  
to

**2013-03-11**  
11.03.2013  
**2018-03-10**  
10.03.2018

### Godkännandet innehåller

This Approval contains

7 Sidor inklusive bilagor  
7 Pages including annexes



European Organisation for Technical Approvals

PX20796

## **I LEGAL BASES AND GENERAL CONDITIONS**

- 1 This European Technical Approval is issued by SITAC in accordance with:
  - Council Directive 89/106/EEC of 21 December 1988 on the approximation of laws, regulations and administrative provisions of Member States relating to construction products<sup>1</sup>, modified by Council Directive 93/68/EEC<sup>2</sup> and Regulation (EC) N° 1882/2003 of the European Parliament and of the Council<sup>3</sup>;
  - Common Procedural Rules for Requesting, Preparing and the Granting of European Technical Approvals set out in the Annex to Commission Decision 94/23/EC<sup>4</sup>;
- 2 SITAC is authorized to check whether the provisions of this European Technical Approval are met. Checking may take place in the manufacturing plant. Nevertheless, the responsibility for the conformity of the products to the European Technical Approval and for their fitness for the intended use remains with the holder of the European Technical Approval.
- 3 This European Technical Approval is not to be transferred to manufacturers or agents of manufacturers other than those indicated on page 1, or manufacturing plants other than those indicated on page 1 of this European Technical Approval.
- 4 This European Technical Approval may be withdrawn by SITAC in particular pursuant to information by the Commission according to Article 5(1) of Council Directive 89/106/EEC.
- 5 Reproduction of this European Technical Approval including transmission by electronic means shall be in full. However, partial reproduction can be made with the written consent of SITAC. In this case partial reproduction has to be designated as such. Texts and drawings of advertising brochures shall not contradict or misuse the European Technical Approval.
- 6 The European Technical Approval is issued by the approval body English. This version corresponds fully to the version circulated within EOTA. Translations into other languages have to be designated as such.

---

1 Official Journal of the European Communities L 40, 11.2.1989, p. 12

2 Official Journal of the European Communities L 220, 30.8.1993, p. 1

3 Official Journal of the European Union L 284, 31.10.2003, p. 25

4 Official Journal of the European Communities L 17, 20.1.1994, p. 34

## II SPECIFIC CONDITIONS OF THE EUROPEAN TECHNICAL APPROVAL

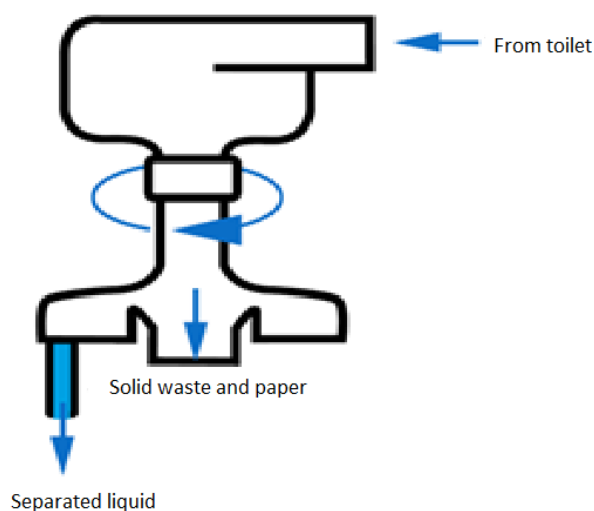
### 1 Definition of product and intended use

#### 1.1 Definition of the construction product

Separator that use water flow, centrifugal force and gravity to separate feces and paper from sewage water. The liquid is separated and should be connected to a pipe that is intended to take care of water and urin. Solid waste falls down from the middle of the separator, the separator should be placed on top of a bio composting chamber. Bio composting chamber is not included in this ETA.

The inlet to sewage separator is DN110, outlet for liquid is DN50 or DN110.

The sewage separator is made of PE (polyethylene) with characteristics according to standard EN 12566-3:2005+A1:2009 chapter 6.5.5.1.



#### 1.2 Intended use

Sewage separator for installation inside building to separate water and urin from solid waste in sewage water. Intended for 1-10 toilets. The separator shall only be connected to toilets with water trap.

The provisions made in this European Technical Approval are based on an assumed working life of the sewage separator of 50 years, provided that the conditions laid down in sections 4.2, 5.1 and 5.2 for the packaging, transport, storage, installation and maintenance are met. The indications given on the working life cannot be interpreted as a guarantee given by the producer, but are to be regarded only as a means for choosing the right products in relation to the expected economically reasonable working life of the works.

## 2 Characteristics of product and methods of verification

### 2.1 Mechanical resistance and stability (ER1)

Not relevant.

### 2.2 Safety in case of fire (ER2)

No performance determined.

## **2.3 Hygiene, health and the environment (ER3)**

### **2.3.1 Content and/or release of dangerous substances**

Based on the declaration of the manufacturer, the separator does not contain harmful or dangerous substances as defined in the EU database.

Note: In addition to the specific clauses relating to dangerous substances contained in this European technical approval, there may be other requirements applicable to the products falling within its scope (e.g. transposed European legislation and national laws, regulations and administrative provisions). In order to meet the provisions of the Construction Products Directive, these requirements need also to be complied with, when and where they apply.

### **2.3.2 Hydraulic efficiency**

Declared values according to annex 1.

### **2.3.3 Water tightness**

According to annex 1.

## **2.4 Safety in use (ER4)**

### **2.4.1 Design**

Internal and external surfaces of separator are smooth, free from blistering and impurities when viewed without magnification. Inlet and outlet pipes are cleanly cut.

## **2.5 Protection against noise (ER5)**

No performance determined.

## **2.6 Energy economy and heat retention (ER6)**

Not relevant.

## **2.7 Durability**

The used material is in accordance to EN 12566-3:2005+A1:2009 chapter 6.5.5.1.  
Declared values in annex 1.

## **3 Evaluation and attestation of conformity and CE marking**

### **3.1 System of attestation of conformity**

According to the communication of the European Commission<sup>5</sup> system 4 of the attestation of conformity applies.

These systems of attestation of conformity are defined as follows:

System 4: Declaration of conformity of the product by the manufacturer on the basis of:

Tasks for the manufacturer:

- (1) initial type-testing of the product;
- (2) factory production control.

---

<sup>5</sup> Letter of the European Commission of 31/05/2012 to EOTA

## **3.2 Responsibilities**

### **3.2.1 Tasks for the manufacturer**

#### **3.2.1.1 Factory production control**

The manufacturer shall exercise permanent internal control of production. All the elements, requirements and provisions adopted by the manufacturer shall be documented in a systematic manner in the form of written policies and procedures, including records of results performed. This production control system shall insure that the product is in conformity with this European Technical Approval.

The manufacturer may only use raw materials stated in the technical documentation of this European Technical Approval.

The factory production control shall be in accordance with the Control plan which is a part of the technical documentation of this European Technical Approval ETA. The control plan is laid down in the context of the factory production control system operated by the manufacturer and deposited within SITAC.

The results of factory production control shall be recorded and evaluated in accordance with the provisions of the control plan.

## **3.3 CE marking**

The CE marking shall be affixed on the separator. The CE symbol shall be in accordance with Directive 93/68/EC and accompanied by the following information:

- the name or identification mark and address of the producer,
- the last two digits of the year in which the CE marking was affixed,
- the number of the European Technical Approval,
- Hydraulic efficiency,
- Water tightness,
- Design,
- Production date

## **4 Assumptions under which the fitness of the product for the intended use was favourably assessed**

### **4.1 Manufacturing**

The European Technical Approval is issued for the product on the basis of agreed information, deposited within SITAC which identifies the product that has been assessed and judged. Changes to the product or production process, which could result in this deposited information being incorrect, should be notified to SITAC before the changes are introduced. SITAC will decide whether or not such changes affect the approval and consequently the validity of the CE marking on the basis of the approval and if so whether further assessment or alterations to the approval, shall be necessary.

### **4.2 Installation**

All components of the sewage separator are assembled in the factory or on-site according to installation instruction. Installation instruction is enclosed to each separator.

**5 Indications to the manufacturer**

**5.1 Packaging, transport and storage**

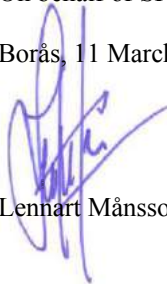
Separator shall be packed to avoid damages during storage and transportation.

**5.2 Use, maintenance, repair**

Regular inspection and maintenance will be required to retain performance and to obtain the estimated working life of the separator. This is of major importance to keep the functionality. Maintenance instructions shall be enclosed to the separator.

On behalf of SITAC

Borås, 11 March 2013



Lennart Månsson

**ANNEX 1 - DESCRIPTION OF PRODUCT**

**Product description according to 1.1 in this ETA.**

**Characteristics of product**

Property	Result
Safety in case of fire	NPD
Hydraulic efficiency, water	99 %
Hydraulic efficiency, toilet paper	100%
Hydraulic efficiency, solid material	100%
Water tightness	Pass
Design	Pass
PE density	936 kg/m <sup>3</sup>
PE melt mass-flow rate	4,2 g/10 minutes
PE tensile strain at yield	≥ 14 MPa
PE tensile strain at yield	≤ 25%
PE tensile strain at break	≥ 80%
Noise level	NPD